

Welcome to the

Miquelon Lake

Yurts



User Manual

&

Visitor Guide

Table of Contents

Contents

What is a yurt?	4
Miquelon Lake Yurts	4
Checking In	5
Where to Check In	5
When You Can Check In	5
Who Can Check In	5
Check-out Procedures	6
Prior to Check-Out	6
Return Used Items	6
Wash All Dishes	6
Leaving the Yurt	6
What is provided with your yurt?	7
What to bring	8
Yurt Contents Checklist	9
Yurt Rules & Tips	10
Pets & Yurts	10
Smoking, Cannabis, and Alcohol	10
Additional Units	10
Drinking Water	11
Cooking at the Yurt	11
Wildlife & Insects	11
Yurts & Rain	11
Temperature Control	12
Instructions for Opening Windows	12
Alberta Parks Regulations	14
Boating	14
Camping	14
Day Use	15
Fire Prevention	15
Firearms & Hunting	15

Fireworks	15
Fishing.....	15
Liquor and Cannabis.....	15
Motor Vehicles	16
Plants & Fossils	16
Wildlife.....	16
Crime Prevention.....	16
Park Amenities	16
Park Centre	16
Information.....	17
Gifts and Souvenirs.....	17
Snacks and Beverages	17
The Aspen Room	17
Registration Booth	17
Activities	18
Boating	18
Hiking	18
Golfing.....	18
Birding and Wildlife Watching.....	18
Emergency Contacts	19



What is a yurt?

A yurt is the traditional dwelling of Central Asia nomads. Made to resist extreme climates, this circular shape abode has five basic elements: lattice walls, roof beams, a roof ring, a door, and a felt and hide covering. Since the 13th century, yurts have been used by nomadic horse herders as portable homes. It takes less than a day to deconstruct or set-up a yurt.



Yurt in Mongolia (Alex Mueller)

Miquelon Lake Yurts

The yurts in Miquelon Lake Provincial Park are a modernized version of the traditional yurt. They are warmer than a tent and have insulated walls and roofs, and an electric heater to keep cozy on those cool fall evenings. In the summer, the yurts are kept cool with windows, dome and door openings that provide cross ventilation. Yurts provide the ultimate camping experience, combining the comfort of a cabin and the intimacy of sleeping in the great outdoors.

Miquelon Lake Provincial Park offers 4 yurts to choose from, each with the ability to sleep up to 6 people.

Checking In

Please take time to review the check-in information prior to your arrival.

Where to Check In

The doors to the yurts have a code lock. In order to get the code, you need to check in at the Park Centre, which is the second left turn after the booth. If arriving after 8 pm, please make alternate arrangements.

When You Can Check In

You can check in after 4pm the day of your reservation.

Early Check-In

Many guests would like to check in early, but it is rare that the yurts can accommodate early check-ins due to the cleaning schedule.

If you would like to come to the park early, you are welcome to spend time in the day use area.

Late Check-In

Due to varying hours, you are required to make arrangements for the code if you plan to check in later than 8 pm.

You can make arrangements for late check-in by emailing miquelonlake.campground@gov.ab.ca or calling Miquelon Lake Park Centre at 780-672-7274.

If you arrive after the booth is closed and you have not called to make arrangements, you will not be able to get into your yurt.

Who Can Check In

Only the reservation holder or someone designated by them can check into the yurt. If you have made a reservation and have not specified a designate on your Reserve Alberta Parks (RAP) account, the person checking-in will not be given the code to the yurt.

Why?

The person who made the reservation is responsible for the site. When you check into a yurt, an Information Officer at the Park Centre will go over the regulations for the yurt. They will have you sign an agreement that states you understand and will follow all rules. A member of your party cannot sign on behalf of you unless arrangements are made with the campground beforehand.

Check-out Procedures

Check out time is 12pm.

It is important that you check out on time, as it allows our staff time to clean and reset the accommodations for the next users. It is rare that the campground can accommodate late check-outs.

Prior to Check-Out

There are a few things we ask guests to complete prior to checking out.

Return Used Items

Please ensure all provided items have been returned to the yurt. You can use the **Yurt Contents Checklist** provided to double check that all of the items are accounted for. Should any items be missing or damaged, please inform staff on your way out of the park. The park reserves the right to charge for any major damages or losses to the yurt or its contents.

Wash All Dishes

If you used any of the provided items, please ensure they are cleaned with warm water. Warm water is available at the washroom facility at the exit to Loop B. Alternatively; you can bring the dishes to the facility and wash them in the sink on the outside of the building.

There are plastic bins provided for washing dishes. Fill one tub with warm soapy water and one with clean water for rinsing.

PLEASE NOTE: If you are washing dishes at the yurt, please dump any used (grey) water into the vault toilets. Dumping dirty water and food waste onto the ground or into fire pits will attract unwanted wildlife to the site.

Leaving the Yurt

When you are ready to leave the yurt at the check-out time, ensure you have all your belongings and follow these steps.


1. Turn off the light.
2. Close the door behind you and double check to ensure it has latched and locked.
3. Remove your permit slip from the sign post.

You may wish to stop at the registration booth on your way out to let staff know that you have checked out. While this is not necessary, staff appreciate the notice. This also provides an opportunity to report any lost or broken items so that they may be replaced in a timely fashion.

What is provided with your yurt?

Each yurt comes equipped with a number of amenities to make your stay as comfortable as possible. Please remember that any of the provided items must remain in the yurt throughout your stay and will need to be accounted for upon your departure.

- Electric heater, lights and clock radio
- Pots, pans, cooking implements, plates, bowls, coffee cups and eating utensils/cutlery
- Dish cloths, dish towels and washing basins
- Keurig Coffee maker
- Refrigerator (12 cubic feet with freezer)
- Kitchen table and chairs
- 1 queen-over-queen bunk bed plus pull-out mattress; mattress covers and fitted sheets provided for all beds
- Close to potable water, flush toilets
- Water jug for transporting hot water from the nearest washroom building
- Private deck, picnic table and 2 chairs
- Gas barbecue with grill and side burner, barbecue utensils
- Fire pit, wooden benches
- 1 parking stall
- Wheelchair accessible
- 1 complimentary bag of firewood provided, with additional bags of firewood available for purchase



What to bring

There are some items you will need to bring when staying in a yurt, and a number of optional items you may choose to pack in order to feel a little more at home. The following are items you should bring to facilitate your stay.

- Food & beverages (groceries available in Camrose, 25 minutes from Miquelon Provincial Park)
- Pillows and sleeping bags or duvets/blankets
- Towels, toiletries, hair dryer, etc
- Water jug to hold drinking water (campground water is potable)
- Flashlight (for walking to the washroom)
- Appropriate clothing and footwear, hat and sunglasses

Optional items to bring with you from home are as follows:

- Camping stove for cooking or boiling water (OUTDOOR USE ONLY)
- Cookware for cooking on the fire
- Additional Firewood (bundles of wood can be purchased on site)
- Hatchet or axe to split wood (purchased wood is already split)
- Sharp kitchen knives
- Kitchen cloths and towels, tissues
- Table cloth
- Clothesline to hang wet towels
- Additional lawn chairs or camping chairs
- Insect repellent and sunscreen
- Games



Yurt Contents Checklist

The following items have been provided by Alberta Parks to enhance your stay within the yurts. Please ensure all items are accounted for upon check-out.

ANY DAMAGED OR MISSING ITEMS WILL BE SUBJECT TO A CHARGE.

TUB #1		TUB #2	
Large Plate	6	Frying Pan	1
Small Plate	6	Pot with Lid	3
Ceramic Bowl	6	Kettle	1
Ceramic Mug	6	Metal Ladle	1
Plastic Cups	6	Metal Spoon	1
Salad Bowl	2	Metal Spatula	1
Plastic Cutting Board	1	Metal Pasta Spoon	1
Spoons	12	Tongs	1
Forks	12	Basting Brush	1
Knives	12	Bottle Opener	1
Juice Jug	1	Can Opener	1
Ice Cube Tray	2	Keurig coffee maker	1
Oven Mitts	1 pair	Cork Coasters	3
Dish Towel	2	BBQ Utensils	3
Dish Cloth	2	Plastic Spatula	1
		Potato Peeler	1

BEDDING (clear)	
Mattress Covers	2
Queen Fitted Sheets	2
Double Fitted Sheets	1

ON SITE ITEMS			
BBQ Lighter	1	Cushioned Chair	1
Broom & Dust Pan	1 each	Wall Lamp	1
Pull Out Couch Protector	1	Fire Extinguisher	1
Garbage Bin	2	Curtain on Front Door	1
Bedside Table	2	BBQ Cover	1
Alarm Clock	1	BBQ Brush	1
Chef's Cart	1	Propane Tank	1
Dining Table & Chairs	1 table, 6 chairs	Outdoor Chairs	1
Heater	1	Metal Roasting Sticks	3
Fan	1	Picnic Table	1
Table Lamp	1	Benches	2

Yurt Rules & Tips

The yurts at Miquelon Lake were built to provide a unique camping experience for anyone wishing to stay in the park. The yurt sites are located in the campground and are therefore subject to campground regulations. Please respect the yurts, the landscape, and the other park visitors by following a few simple rules during your stay.

Pets & Yurts

Pets are not allowed on the yurt sites or inside the yurts. This includes pets kept in vehicles on the yurt site.

We advise anyone renting a yurt to make alternate arrangements for pet care during their stay. If you or anyone in your party plan to bring a pet, you will need a separate campsite and accommodation unit (tent, trailer) for the site where the pet can stay with its owner.


Smoking, Cannabis, and Alcohol

Alcohol consumption is allowed on the yurt site and inside the yurt, as long as there is no liquor ban in effect.

Smoking and vaping of tobacco and/or cannabis is not allowed inside the yurt or on the deck. Vaping and/or smoking is permitted in the rest of your site, such as around the fire pit. Alcohol is not permitted outside of your site.

Additional Units

No additional tents or trailers are allowed on the yurt sites. If someone in your party would like to set up a tent, they will be required to rent a separate campsite. There are some campsites in the comfort camping loop, so if you anticipate this will be a need, it is advised that you book one ahead of time at reserve.albertaparks.ca.



Drinking Water

The tap water at Miquelon Lake is drinkable (potable), and we recommend bringing a separate jug for drinking water that you can refill.

The blue-coloured water jug that is provided can be used to haul warm or hot water for washing from one of the washroom buildings (in Loop B). We do not recommend using this jug for potable water storage.

Cooking at the Yurt

Cooking is not allowed inside the yurt as it can damage the weatherproofing and poses a fire hazard. Plan your stay by preparing meals that can be cooked on a BBQ or over the fire. If cooking over the fire, please do not use the cookware provided. These are designed for use on stove tops only.



Wildlife & Insects

Although your yurt is built to keep wildlife out, improper storage of food items may encourage insects such as ants or flies to move in. Keep food off the floor and properly packaged to avoid having to entertain unwanted dinner guests.

Additionally, please do not prop open the yurt door as this may allow for small rodents such as squirrels and mice to explore your beautiful and inviting indoor space.

Yurts & Rain

The yurts are weatherproofed and water resistant, but rain will get in through the open dome or windows.

Always make sure to close window covers and the roof vent during any rainfall. If you plan on leaving the yurt for any amount of time and there is a possibility of rain, please close the windows and roof vent.

Temperature Control

Ventilation is key to temperature control inside a yurt. On hot days, keep your window covers rolled up so air can flow through the yurt. Open the roof vent as well. Be careful not to over-crank the dome cover as it only opens about 6 inches. To stay warm on cool autumn evenings, keep your windows and roof vent sealed tight and turn the electric heater on.

Instructions for Opening Windows

The yurt windows have three components: (1) an outer solid fabric, weatherproof privacy cover with side zippers, (2) a removable clear vinyl window that is secured on all four sides with velcro and, (3) a permanently fixed bug screen. To open the windows, use the following procedure:

- 1) The fabric window coverings can be opened from the outside of the yurt with the vertical zippers on each side. Unzip each side from the bottom up. Once unzipped, roll the fabric from the bottom up and secure it at the top with the ties/clips provided.



- 2) The clear plastic window is secured with Velcro on all four sides and can be either completely removed or lowered part way by detaching the top half and then reattaching to the Velcro on the sides.



If you remove the windows entirely, store them loosely rolled and under the bed inside the yurt. Please do not leave the windows outside or lying on the ground.

- 3) When opening the dome roof window, turn crank until window has opened approximately 6 inches. This window **DOES NOT** open all the way. Once you are able to feel friction when cranking, the window has fully opened. Please do not force the crank as this will break the window hinge.



Alberta Parks Regulations

The information that follows is intended as a general guide to some of the regulations under the *Provincial Parks Act* and a variety of other provincial and federal legislation that apply to recreational activities in provincial parks and recreation areas.

Contravention of regulations may result in eviction, a court-imposed fine or a restitution order.

Regulations are enforced by conservation officers (peace officers in the Province of Alberta). Conservation officers work with local police authorities to ensure the safety of park visitors.

Boating

- Motorized water craft are not permitted on Miquelon Lake due to the shallow depth of the lake. Hand-launch only (canoes, kayaks)
- Please ensure lifejackets are worn by all boat users and a bailing bucket and whistle are also contained in the boat.
- For the safety of both swimmers and boaters, please obey all signs at boat launches and on lakes.
- It is illegal to transport passengers to and from the boat launch in the back of a pickup truck or in the boat.
- Boats used on any water body must conform with the *Canada Shipping Act* and regulations.
- *Transport Canada* has information about boating regulations and safety.

Camping

Deal with Waste Properly

- Liquid and solid waste must be disposed of in receptacles provided.
- Pouring waste water on open ground or in sump holes dug beneath trailers is prohibited.
- Where waste receptacles are not provided, waste must be carried out of the area for disposal.
- Do not bathe or clean clothing, fish or cooking/eating utensils near water fountains, taps and wells.

Be a Good Neighbor

- Avoid excessive noise so that everyone can enjoy the peace and tranquility of parks.
- Quiet hours are 11:00 p.m. to 7:00 a.m.
- Loud partying, stereos at high volume and other rowdy behavior are not tolerated at any time.
- Constantly running generators is considered excessive noise UNLESS required for medical reasons. Please use your generator in moderation.
- Camping permit holders are responsible for the actions of all camping party members and any visitors to their campsite.

Day Use

- Available for public use from 7:00 a.m. until 11:00 p.m. only

Fire Prevention

- Campfires are permitted only in facilities provided.
- Never leave your campfire unattended. Ensure your campfire is completely out before turning in for the night and before leaving your campsite.
- Campfire bans and/or travel restrictions may be implemented when the fire hazard is extreme.
- Campgrounds may be closed if a forest fire situation in the vicinity threatens public safety.
- To report a wildfire, call 310-FIRE (310-3473) toll free from anywhere in Alberta.

Firearms & Hunting

- Hunting and carrying or discharging firearms are not permitted in most provincial parks and recreation areas.
- Hunting is permitted in wildland parks and in some provincial parks and recreation areas.
- The *Alberta Guide to Hunting Regulations* contains detailed information about hunting licenses, hunting regulations and wildlife management units.
- Dressing, hanging and storing big game are not permitted without authorization from a conservation officer.

Fireworks

- Use of fireworks is prohibited.

Fishing

- There are no fish in Miquelon Lake, however fishing may occur in other local waterbodies.
- If you are an Alberta resident between the ages of 16 and 65, you must obtain an Alberta angling license to fish. Non-residents must obtain an Alberta angling license regardless of age.
- The *Alberta Guide to Sportfishing Regulations* has detailed info on season and catch limits.

Liquor and Cannabis

- Consumption of alcohol is restricted to registered campsites in accordance with the *Alberta Gaming and Liquor Act*.
- Liquor is prohibited:
 - on roads, trails and beaches;
 - in washrooms and cook shelters; and
 - in day use areas/picnic sites.
- Vaping or smoking of Cannabis is prohibited:
 - inside vehicles (it can be used in your camping unit so long as you are within a registered campsite)
 - inside buildings and facilities
 - within 5 meters of any entranceway to a building or facility
 - at the Amphitheatre or within 5 meters of any playground or sports field

Motor Vehicles

- Drive cautiously and obey all speed limits. Children may be playing in the area and campground roads are often used as pathways.
- Keep all vehicles on designated roadways to prevent damage to trees and other vegetation.
- Operating off-highway vehicles (OHVs) is not permitted in provincial parks. OHV use is permitted in a limited number of provincial recreation areas and wildland provincial parks on designated trails only.

Plants & Fossils

- It is illegal to remove, deface, injure or destroy plants, fossils and rocks.
- Using dead wood lying on the ground (deadfall) for firewood is also prohibited.
- Picking common flowers, wild fruits and mushrooms is not permitted in Provincial Parks.

Wildlife

- Do not approach, feed or harass wildlife. These actions can cause a wild animal to feel threatened, which can pose a danger to humans and their pets. It is illegal to feed wildlife in provincial parks and recreation areas.
- To Report a Poacher phone 1-800-642-3800 toll-free from anywhere in Alberta.

Crime Prevention

We experience very little serious crime in our parks and with your co-operation, we can keep it that way.

- Store your camping gear and valuables securely.
- Mark your camping gear and valuables to deter thieves.
- Report vandalism to a conservation officer or police.
- Be a good neighbour - help protect each other's property.

Park Amenities

Park Centre

The Miquelon Lake Park Centre houses Park Administration, an educational exhibit space, a gift store, a rental space called the Aspen Room and staff offices. Seasonal hours will be provided on check-in.



Information

The Park Centre is the place to go for information about the Park itself, such as maps of the campground and trail system, interpretive program schedules, trip planning, and Park regulations. Our friendly Information Officers are available throughout the day to help make your stay as easy as possible.

Gifts and Souvenirs

The Gift Store within the Centre offers a wide variety of giftware, from locally made pottery to books, toys, art, games and jewelry. From adorable keychains to beautiful metal sculptures, you're sure to find something that suits your tastes.

Snacks and Beverages

You are able to purchase small snacks and beverages at the Park Centre. Ice cream novelties, chocolate bars, chips, granola bars, pop, juice, coffee or tea and candy can all be found in the Centre's gift store. Bags of ice can also be purchased here.

The store also carries those little items we sometimes forget to pack, such as insect repellent, sun screen, first aid supplies, rain ponchos, roasting sticks, etc.

The Aspen Room

Located inside the Park Centre, the Aspen Room serves as a rentable space that can be booked for small events, such as meetings, workshops, family gatherings, or birthday parties. You can refer to the Alberta Parks website for more information or inquire directly at the Park Centre.

Registration Booth

The registration booth is located at the entrance to the Park. You can purchase additional firewood here.

If you would like to make future reservations in an Alberta Park or make changes to an existing reservation, we recommend you visit reserve.albertaparks.ca or phone 1-877-537-2757. Miquelon staff are unable to assist you with these requests. Cancellations may be made through the registration booth or Park Centre.

Activities

Miquelon Lake is not ideal for swimming due to natural water quality issues. The lake contains naturally high levels of salts and sulfates that become more concentrated when lake levels are low. This diminishes water quality for swimming and contributes to odors in summer.



Boating

Due to the shallow depth of Miquelon Lake, only hand-launched watercrafts are permitted on the lake. There is one hand-launch boat available at Miquelon Lake Provincial Park (please refer to map). Be sure to have a bailing bucket, whistle, paddles and life jackets with you in the boat.



Hiking

Miquelon's trail system is located along the park's knob and kettle terrain, with several interconnected loops. There are approximately 20 km of maintained trails and 3.7 km of paved trails. Backcountry trails can be accessed through the overflow parking lot, just north of the Park Centre on the main access road. Each trail features its own opportunities to observe the park's landscapes and wildlife. Remember to watch for signs of moose, deer, coyote, and porcupine.



Golfing

For the golfing enthusiast, the nearby Miquelon Hills Golf Course offers 18 holes amidst mature forests and rolling hills. The back 9 is a Par 37 with long narrow fairways, several dog legs and some hidden greens which will challenge your game. Home to birds, other wildlife and beautiful scenery, this course is great for every level of golfer.

Miquelon Hills Golf Course 780-662-2499 www.miquelonhillsgolf.com



Birding and Wildlife Watching

Watch for waves of migrating birds that flock to the park each year. Miquelon Lake is located within two of North America's migratory flyways. The numerous wetlands in the park provide ideal stop-over and breeding habitat for waterfowl and songbirds alike. Mallards, lesser scaups, buffleheads, song sparrows, Baltimore orioles, and yellow warblers are just some of the summer residents you may encounter. The park is listed as an international Important Bird Area (IBA).


From the warmth of summer days to the frosty days of winter, Miquelon is a special place where plants and animals can be viewed in their natural habitat year-round. The changing seasons provide many reasons to return to watch the

numerous wildlife species and diverse vegetation that call Miquelon Lake Provincial Park home. Moose, deer, coyotes, porcupines, bats, beavers and muskrats are all common mammal species seen throughout the park. Various mushrooms and lichen, wildflowers and berry shrubs grow thickly along the forested trails, providing perfect habitat for butterflies and dragonflies alike.

So bring along your binoculars and a guide book (or purchase one at the Park Centre!) on your next walk through Miquelon Lake Provincial Park.



Coyote (A.Cole)



Dragonfly (A.Cole)

Emergency Contacts

Most cell phones do not get service within the Park (Rogers has the best coverage), but pay phones can be found in front of the Park Centre. Cell phone reception and wifi is also available at the Park Centre.

All medical emergencies

9-1-1

**The address for Miquelon Lake Provincial Park is:
20514 Secondary highway 623**

Please notify staff any time you call 9-1-1

Park Office/Information

780-672-7274

Enforcement Concerns

310-LAND (310-5263) toll free

Reservation Changes/Inquiries

1-877-537-2757

To Report a Wildfire

310-FIRE (310-3473) toll free

Report a Poacher

1-800-642-3800

CALL 9-1-1
for emergency

